

EUROPASS  
CURRICULUM VITAE



**PERSONAL INFORMATION**

Name: SIMONA GURZU  
Adress: George Emil Palade University of Medicine, Pharmacy, Science and Technology  
[REDACTED] t. 540193, Targu-Mures, Romania (UMFST)  
Contact: [REDACTED]  
Nationality: Romanian  
Date of birth: - Gender: Female  
Web of science (Publons) ID: AAD-2710-2019  
ORCID ID: <https://orcid.org/0000-0003-3968-5118>  
Scopus ID: <https://www.scopus.com/authid/detail.uri?authorId=23473551900>  
SciProfiles ID: 0000-0003-3968-5118  
UEFISCDI/Brainmap ID: U-1700-036Q-0702 (<https://www.brainmap.ro/simona-gurzu>)  
Gogle Academic link: <https://scholar.google.com/citations?user=PVZruu0AAAAJ&hl=ro>  
Loop ID: 64628 (<https://loop.frontiersin.org/people/64628/overview>)  
Researchgate link: <https://www.researchgate.net/profile/Simona-Gurzu>  
RCA ID: <https://referencecitationanalysis.com/00000743>

**DESIRED EMPLOYMENT/**

**OCCUPATIONAL FIELD - WORK EXPERIENCE**


**Dates, Occupation, and positions held**

*The Romanian National Ministry of Education and Research*

2017-2024 *Member in the National Board of confirmation of PhD and habilitation titles and other academic certificates (CNATDCU)*  
2018-2022 *Projects Evaluator - Ministry of Innovation and Scientific Research (ANCS)*  
2019-2020 *Projects Evaluator - Romanian Executive Agency for Higher Education, Research, Development and Innovation (UEFISCDI)*

*George Emil Palade University of Medicine, Pharmacy, Sciences and Technology*

From 2021-2024 *Coordinator of the Research Center for Oncopathology and Translational Medicine*  
2021 *Founder of the Research Center for Oncopathology and Translational Medicine*  
From 2021-2024 *Member of the University Committee for Research and knowledge Exchange (UCRkE)*  
2020-2024 *Vice-Dean – Faculty of Medicine in English - FMLE*  
*<https://www.umfst.ro/medicina-enqleza/organizare/conducerea-facultatii.html>*  
*With extension in Hamburg, Germany – UMCH- <https://edu.umch.de/en/our-team/>*  
2020-2024 *Member in the General Scientific Council of PhD School (IOSUD)*  
2020-2024 *Head of Dean’s Committees of Scientific Research and of Residency*  
2020-2024 *Member in the Committee of Curricular activity*  
2020-2024 *Member in the Council of Faculty of Medicine in English*



2020-2022 Coordinator of COVID-related problems - Faculty of Medicine in English  
 From 2016- **Head of Department of Pathology**  
 2016-2024 Member in the Didactic Staff Council Department  
 2015-2021 *Head of the Microscopy Department - Research Center (CCAMF)*  
 From 2015- **Professor - Department of Pathology**  
 2014-2020 Responsible for scientific education of master students (preclinical research)  
 2014-2024 **Member in the Scientific Council of PhD School of Medicine (CSD)**  
 2013-2015 Associate Professor - *Department of Pathology*  
 From 2013 Scientific supervisor for PhD students (**habilitated doctor**)  
 2012 Founder of the Molecular Oncopathology Laboratory  
 2011-2013 Senior Lecturer- *Department of Pathology*  
 2006-2011 Assistant Professor (Junior Lecturer) - *Department of Pathology*

*Clinical Emergency County Hospital of Targu-Mures, Romania, Department of Pathology*

From 2022 - Member of the Ethical Committee of Clinical Research  
 2021-2024 **Elected Member of the Ethical Council**  
 From 2021- Member of the Emergency Situations Council  
 From 2019 - Member of the HYPEC and Digestive Oncoteams  
 2017 - **Foundation of Molecular Oncopathology Laboratory**  
 From 2018 - Member of the Board of examining in-hospital deaths  
 From 2017- Member of the Board of examining the maternal deaths  
 From 2017- Member of the Medical Council  
 From 2016- **Coordinator of the activity of residents in Pathology**  
 From 2016- **Director of Clinical Department of Pathology**  
 From 2014- **Consultant GI Pathologist**  
 2010-2014 Specialist in Pathology  
 2006-2010 Fellow/Resident in Pathology

*National Institute of Oncology, Budapest, Hungary, Center of Tumors and Molecular Pathology*

PhD coordinator - International cotutela – 2021-2025

Visiting researcher – 2006-2016

*Seoul University, Guro Hospital, Department of Pathology*

Visiting researcher – 2008-2009

*Hamamatsu University, School of Medicine, Center of Tumors, Japan*

Invited Associate Professor – 2014

*Aurelios Augenzentrum Recklinghausen – Munich, Germany/University of Szeged, Hungary*

PhD coordinator - International cotutela – 2021-2025

*Semmelweis University - Budapest, Hungary*

PhD coordinator - International cotutela – 2020-2025

*Polytechnic University of Bucharest (UPB)*

PhD coordinator - National cotutela – 2021-2024

*Other internships/training programmes: 2019 – ECCO workshop, Santiago, Chile – inflammatory bowel diseases; 2017 – Tataabiocenter, Athens, Greece – next generation sequencing; 2016 - Technical University of Munich, Germany – molecular biology; 2015 – Institute of Pathology, Medical University*



of Graz, Austria – molecular biology; 2007 – Victor Babes University of Medicine, Timisoara, Romania – immunohistochemistry and angiogenesis.

#### **NATIONAL AND INTERNATIONAL IMPACT**


2022 – Research Gate score 38.16 - higher than 95% of ResearchGate members  
2019-2022 – Frontiers journals “loop” – scientific score higher than 99% of Frontiers members  
2019 – Publons Academy mentor certificate  
From June 2018 – Included in the top 4% most read authors on Academia.edu  
2017, 2018 – Outstanding Contribution in Reviewing – Elsevier Reviewer Recognition  
From 2018 – Highly Influential Peer reviewer database - Baishideng Publishing Group  
2018-2020 – Certification of excellence in reviewing medical papers – Spandidos Publications  
From 2017 – Member of Highly Influential Scientists of Baishideng Publishing Group database  
2017 - Included in the top 25% most cited PlosOne author  
2014 - First data in Europe (Pubmed-indexed literature) about Maspin protein expression in gastric cancer (only 21 papers were published before, by authors from Asia)  
2014 – Designed by Biomed central as “highly accessed published paper”  
**2012 – UNESCO-L'Oréal Laurate – For women in science programme**  
2008-2012: First data in Pubmed-indexed literature about Mena protein expression in colorectal cancer, cervical and salivary gland lesions

#### **MEMBER IN PROFESSIONAL SOCIETIES**

2021-present – *European Society of Digital and Integrative Pathology*  
2021-present - *Romanian Society for Medical Oncology*  
2019-present - *World Academy of Sciences*  
2017-present - *American Romanian Academy of Arts and Sciences (ARA)*  
2017-present - *European Chron's and Colitis Organisation (ECCO)*  
2016-present - *International Society for IHC and Molecular Morphology (ISIMM)*  
2014-present - *Romanian Society for Cell Biology*  
2013-present - *European Society for Medical Oncology (ESMO)*  
2006-present - *Romanian Society for Morphology and Pathology*  
(Vice-President of Targu-Mures branch from 2019)  
2006-present - *European Society of Pathology (ESP) – Membership number 0000005589*  
2016-present - member in the ESP Working Groups: Digestive Diseases, Autopsy Pathology, IT (Computational), Molecular Pathology, Endocrine Pathology, Dermatopathology, Soft tissue and Bone Pathology, Electron microscopy

#### **MAIN ACTIVITIES AND RESPONSIBILITIES**

- 1. Research activity (Gastrointestinal Cancer, Epithelial mesenchymal transition, Angiogenesis, Immunohistochemistry, Molecular Pathology, Tumor histogenesis, Targeted therapy)**
- 2. Methodological knowledge:** microscopy, digital picture analyzing of different quantitative pathologic techniques including immunohistochemistry, digital quantification of angiogenesis, In situ Hybridization, PCR analysis
- 2. Clinical diagnosis in field of GI Tumor Pathology, especially colorectal and gastric cancer** (Histopathology, Immunohistochemistry, In situ Hybridization, PCR analysis, Gene sequencing)





**3. Teaching activity:** MD students-Romanian, Hungarian and English classes, PhD students, masters' students, scientific supervisor in MD and PhD theses

**4. Administrative activities** (Responsible for research project management, Vice-Dean)

**Fields of research:** gastrointestinal cancer, targeted oncotherapy, epithelial mesenchymal transition, angiogenesis in tumor and non-tumour lesions (with digital counting), tumor lymphangiogenesis, tumor histogenesis, molecular biology in colorectal and gastric tumors (*MSI, K-ras, BRAF, p53, CDH1, HER-2, Maspin, Mena*), immunohistochemistry, In Situ Hybridization (FISH)

#### EDUCATION AND TRAINING

**Name and type of organization providing education and training:**

University of Medicine and Pharmacy of Targu-Mures, Romania

Clinical County Hospital of Targu-Mures, Romania

**Date and place:** University of Medicine and Pharmacy of Tîrgu-Mures, Romania,  
Faculty of General Medicine – MD student (1999-2005)

**Responsibilities:** - students' leadership from 1<sup>st</sup> to 6<sup>th</sup> year  
- teaching activity at Chair of Pathology starting with the 5<sup>th</sup> year

**MD thesis:** *Morphological and immunohistochemical study of colorectal carcinoma*. Scientific coordinator: Prof. Dr. Jung Ioan, Head of Pathology Department of Clinical County Emergency Hospital of Tîrgu-Mures, Romania – 2005

**Diploma:** MD (2005). University of Medicine and Pharmacy of Tîrgu-Mures

**Qualification:** Medical doctor (MD) – September 2005

Resident in Pathology - November 2005

– passed the National Residential Exam (certificate no 107/2005)

**Date and place:** University of Medicine and Pharmacy of Tîrgu-Mures, Romania - Doctoral School  
PhD student (2005-2008)

**PhD thesis:** *Correlation between classical and modern prognostic factors, angiogenesis and lymphangiogenesis in colorectal carcinomas*. Scientific supervisors: Prof. Dr. Jung Ioan, Head of Pathology Department and of Doctoral School of University of Medicine and Pharmacy of Tîrgu-Mures, Romania and Prof. Dr. Szentirmay Zoltan, Head of Department of Pathology of National Institute of Oncology, Budapest, Hungary

**Diploma:** PhD (2008), graduated with "*summa cum laudae*"  
Prize of '*Best Romanian PhD thesis in field of medicine*' (CNCSIS, 2010)

**Qualification:** MD, PhD, Doctor in Medical Sciences (December 2008)

**Date:** University of Medicine and Pharmacy of Tîrgu-Mureş, Doctoral School –  
Postdoctoral researcher (2008-2013)


**Habilitation thesis:** *The role of molecular pathology in the targeted therapy of cancer*

**Diploma:** Habilitated Doctor (2013)

**Qualification:** MD, PhD, Habilitated Doctor in Medical Sciences,  
Scientific supervisor for PhD students (July 2013)

**Number of coordinating PhD students:** 2013-2021 - 8 in training and 4 PhD students get the PhD title

**Date and place:** Romanian National School of Public Health (2013-2014)



**Diploma/Qualification:** Certificate of Complementary Studies - Management of Public Health  
Romanian Ministry of Health – Certificate No C-035843/24.09.2014

**Name and Address of Employer**

1. George Emil Palade University of Medicine, Pharmacy, Sciences and Technology;  
540139 Gheorghe Marinescu 38 street, Targu-Mures, Romania Tel: (40-265) 21 31 27  
Fax: (40-265) 21 04 07 E-mail: [rectorat@umfst.ro](mailto:rectorat@umfst.ro), Website: <http://www.umfst.ro>
2. Clinical County Emergency Hospital of Targu-Mures, Romania  
540136 Gheorghe Marinescu 50 street, Targu-Mures, Romania

**Type of business or sector:** medical and academic (academic pathologist, CEO)

**PERSONAL SKILLS AND COMPETENCE**

**Native language:** Romanian

**Other languages:** English (Profex Certificate in Advanced Medical English-C1; Elanguest Certificate –B2)  
French, Italian

**Self assessment**

	Understanding		Speaking		Writing
	Listening	Reading	Spoken interaction	Oral presentation	Writing production
<b>English</b>	high level	high level	high level	high level	high level
<b>French</b>	high level	high level	intermediate level	beginner level	beginner level
<b>Italian</b>	high level	intermediate level	intermediate level	intermediate level	beginner level

**Social Skills and competences:**

Hobby: travel, poetry, painting, architecture, penguins' life

**Organisational skills and competence**

**Organizing scientific conferences (last year)**

1. The International Conference of PhD students and young doctors, organized during „George Emil Palade University of Medicine, Pharmacy, Sciences and Technology of Targu-Mures, University Days December 6-10, 2021, Targu-Mures, Romania”
2. Scientific Session of University Academic Staff, Târgu Mureş, Romania, organized during „George Emil Palade University of Medicine, Pharmacy, Sciences and Technology of Targu-Mures, University Days December 9-14, 2021, Targu-Mures, Romania”.

**Computer skills and competences**

Competent with all Microsoft Office programmes and experience with HTML, data bases access, Graph Pad InStat, digital counting with Image G NIH's computer assisted programme, MedCalc statistical software, photoshop

**ADDITIONAL INFORMATION**

**A. Associate Editor-Scientific Journals**

2021-2022- Frontiers in Medicine – section Pathology. *IF 5.093 (Q1 web of science - WoS)*

2022-present - International Journal of Molecular Sciences - Topical Advisory Panel – *IF 5.923 (Q1 WoS)*

2021-2022 - BMC Cancer – Springer Nature - *IF 4.4 (Q2 - WoS)*

2020-2022-Life - Basel – Topic editor. *IF 3.817 (Q2 - WoS)*

2019-2021-Frontiers in Oncology – section Gastrointestinal: Colorectal Cancers. *IF 6.244 (Q2 WoS)*





2014-2022-Medicine-Lippincott. **IF 1.889**

2014-2021 – BMC Musculoskeletal Disorders. **IF 1.879 (Q2 WoS)**

2014-2022 – Acta Marisiensis – seria Medical. Indexed by Scopus and EBSCO

#### **B. Guest Editor-Scientific Journals**

2022 – Life – Special Issue - “Helicobacter pylori – Interdisciplinary Perspective” **IF 3.817 (Q2 WoS)**

2022 – Gastrointestinal Disorders – Special issue - "Diagnostics, Pathology and Biomarkers of Gastrointestinal Neoplasms". Indexed in PubMed

2021/2022 – Journal of Oncology – Special Issue – “Colorectal Cancer: from Molecular Genetics to Diagnosis and Therapy”. **IF 4.375 (Q2 WoS)** <https://www.hindawi.com/journals/jo/si/965785/>

2021/2022 – International Journal of Molecular Sciences – Special Issue – Special Issue "Molecular Diagnostics, Pathology and Biomarkers of Gastrointestinal Neoplasms". **IF 5.923 (Q1 WoS)**

2020/2021 – Life-Basel – Special Issue - “Serum and tissue biomarkers in Cancer: A Translational Approach” **IF 3.817 (Q2 WoS)**

2020/2021 – Journal of Oncology – Special Issue – “Gastric Cancer: from Molecular Genetics to Diagnosis and Therapy”. **IF 4.375 (Q2 WoS)** <https://www.hindawi.com/journals/jo/si/425940/>

2019/2020 - BioMed Research International. Special Issue in section Oncology - “Tumor Cell Plasticity: From Tumorigenesis to Metastasis”. **IF 3.411 (Q2 WoS)**

#### **C. Topic Editor-Scientific Journals**

2021/2022 - Frontiers in Oncology – Special Issue/Research Topic in section Gastrointestinal Cancers – “Detection and characterization of gastrointestinal (early) cancer”. **IF 6.244 (Q2 WoS)**

2020/2021 - Frontiers in Oncology – Special Issue – “Advanced molecular targets in the diagnosis and treatment of gastrointestinal cancer”. **IF 6.244 (Q2 WoS)**

#### **D. Member in Editorial Board-Scientific Journals**

2020-2022 – Life-Basel – Reviewer board. **IF 3.817 (Q2- WoS)**

2021 -2022 - Pathology Research and Practice - Elsevier - **IF 3.25 (Q2 - WoS)**

2022-2022 - Oncology Letters. **IF 2.967 (Q4 web of science)**

2012-2025 - World Journal of Clinical Cases. **IF 1.337 (Q3 web of science)**

2021-2022 - Romanian Journal of Morphology and Embryology. **IF 1.033(Q4 web of science)**

2016-2022 – BMJ Case Reports – Indexed in Web of science (ESCI)

2019-2023 - World Journal of Gastrointestinal Pathophysiology. Indexed in PubMed

2019-2024 - Current Drug Research Reviews. Indexed in PubMed

2019-2022 - World Academy of Sciences Journal. Spandidos Publications. Indexed in Scopus (Elsevier)

2017-2022-Medicinski Glasnik-Indexed in Scopus

2015-2022 - Journal of Dermatological Research – Indexed in Google Scholar

2015-2021 – Cancer Translational Medicine - Wolters Kluwer- Indexed in EBSCO

2017-2018-Current Chemical Genomics & Translational Medicine-Indexed in PubMed

2016-2017-New Horizons in Clinical Case Reports – Indexed in Scopus

2016-2017 – Clinics in Oncology – Indexed in Indexed in ICMJE, Publons, Crossref

2013-2017 – Edorium Journal of Pathology – Indexed in J-Gate

2013-2017 – Global Journal of Oncologists – Savvy Press – Indexed in DRJI

2010-2011 - Journal of Cancer Research and Experimental Oncology



## E. PUBLICATIONS

Papers in extenso published in WoS-indexed journals.....	135
Papers in extenso published in BDI-indexed journals.....	34
Other papers published in extenso .....	19
Papers in abstract published in WoS-indexed journals.....	82
Papers in abstract published and presented at international conferences.....	57
Papers in abstract published and presented at national conferences.....	163
Books and chapters published in books .....	26
<i>Total Impact factor (IF) from papers in extenso .....</i>	<i>246.04</i>
<i>Total Influence score from papers in extenso.....</i>	<i>93.30</i>
<i>Total Journal citation indicator (JCI) from papers in extenso.....</i>	<i>33.99</i>
<i>Total Impact factor from abstracts .....</i>	<i>264.26</i>
<i>Total Influence score from abstracts.....</i>	<i>119.13</i>
<i>Citations.....</i>	<i>1763 (Google Scholar)</i>
<i>Hirsh-index.....</i>	<i>21-Google Scholar/17-web of science/16-Scopus/i10-index 59</i>

## F. FOREIGN STUDY TRIPS (SCHOLARSHIPS)

1. **Munich, Germany**, June – July 2016 - UEG (United European Gastroenterology) Basic Science Course
2. **Hamamatsu- Japan**, July – August 2014 – Hamamatsu University, School of Medicine, Department of Pathology – Invited Associate Professor
3. **Budapest- Hungary**, February 2013 – National Institute of Oncology, Department of Molecular Biology
4. **Budapest- Hungary**, November 2010/July-August 2011/February 2012/July-August 2012 – National Institute of Oncology, Department of Molecular Biology - project PD 504/2010.
5. **Seoul, South Korea**, November 2008/May -June 2009 – Seoul University, Guro Hospital - project 09/30.05.2008, ANCS, Romania.
6. **Pecs-Hungary**, April 2009 – University of Pecs, Faculty of Medicine, Department of Public Health - project 6CB/2008, ANCS, Romania.
7. **Budapest- Hungary**, August – September 2008/February 2009 – National Institute of Oncology, Department of Molecular Biology - project 7CB/2008, ANCS, Romania
8. **Budapest- Hungary** July 2008 – National Institute of Oncology, Department of Molecular Biology - project TD 355/2008, CNCSIS, Romania
9. **Budapest- Hungary**, August 2007 – National Institute of Oncology, Department of Molecular Biology - project TD 505/2007, CNCSIS, Romania
10. **Budapest- Hungary**, October 2006 – National Institute of Oncology, Department of Molecular Biology - project 227/2006, CEEEX, Romania.

## G. SCIENTIFIC PROJECTS

### H.1. HEAD/TEAM COORDINATOR - NATIONAL GRANTS

1. **2019 - MC, UEFISCDI** – Code: PN-III-P1-1.1-MC-2019-2538. Plasmacytoid carcinomas of the stomach: the immunoprofile highlights the potential targeted therapy of these rare histological variants



2. **2019** – MC, UEFISCDI – Code: PN-III-P1-1.1-MC-2019-2145. Scholarship for participation at the 63rd ECCO Educational workshop.
3. **2018-2022** – Proiect Complex de Cercetare de Frontieră – Romanian National Authority for Scientific research - PN-III-P4-ID-PCCF-2016-0006. GRAPHSENGASTROINTEST/Graphene-based stochastic sensors for molecular diagnosis of upper gastro-intestinal cancer
4. **2018** – MC, UEFISCDI - PN-III-P1-1.1-MC-2018-0233 - Bit's 9th annual World DNA And Genome Day. Molecular classification of carcinomas of the gastrointestinal tract – Practical issues.
5. **2017** – MC, UEFISCDI – Code: PN-III-P1-1.1-MC-2017-1950 – No 536/18.12.2017. Gastric Burkitt lymphoma: a case report and literature review.
6. **2017** – MC, UEFISCDI – Code: PN-III-P1-1.1-MC-2017-0197 – No 524/18.12.2017. 22<sup>nd</sup> World Congress On Advances In Oncology And 20th International Symposium On Molecular Medicine. Pitfalls in evaluation of gastrointestinal specimens: metastases mimicking primary tumors.
7. **2014-2020** - MECS-ANCSI. POC-A1-A1.1.4-E-2015. No 50/2016. ID: P\_37\_673. Technologies of tissue engineering for cardiac valve regeneration. VALVE-REGEN. Coordinator of the team of Pathology
8. **2014-2016** - UMFTGM-PO-CC-02-F01: Molecular particularities of early-staged and advanced-gastric cancer, emphasized in surgical and biopsic specimens of patients from Eastern Europe and Japan
9. **2012-2013** - Unesco-L'Oreal: Initiation of targeted therapy in Romanian patients diagnosed with colorectal cancer. National fellowship
10. **2010-2012** - PD, 504/2010, UEFISCDI: Molecular classification of colorectal cancers and testing of K-ras mutations, mandatory for targeted therapy
11. **2008** - TD, 355/2008, CNCSIS – The correlation between prognostic and predictive factors, angiogenesis, lymphangiogenesis and microsatellite instability in colorectal carcinomas
12. **2008** - MC, 85/2008, CNCSIS - The CD31, Endoglin and VEGF expression in non-metastatic colorectal carcinomas
13. **2007** - MD, 33/2007, CNCSIS: Angiogenesis and lymphangiogenesis in colorectal tumors
14. **2007** - TD, 550/2007, CNCSIS: Classical and modern prognostic factors in colorectal carcinomas

#### ***H.2. MEMBER IN INTERNATIONAL GRANTS***

1. **2008-2009** – Romania-South Korea: 09/2008, ANCS: Angiogenesis in acute respiratory distress syndrome
2. **2008-2009** - Romania-Hungary, Pecs: 06/2008, ANCS: Mena immunoexpression in benign, premalignant and malignant epithelial lesions. NEOMENA.
3. **2008-2009** - Romania-Hungary, Budapest: 07/2008, ANCS: Molecular classification of carcinomas and lymphomas using genetic methods in order to anticipate the results of treatment and to make an individualizing oncotherapy. NEOLIMF.

#### ***H.3. MEMBER IN NATIONAL GRANTS***

1. **2021-2023** – PN-III-P4-ID-PCE2020-1540. Novel C-reactive protein inhibitors and dissociation blockers for therapeutic use in cardiovascular disease
2. **2020-2022** - POS-UMFTGM-CC-19: Parietex mesh particularities
3. **2017-2018** – Hungarian Academy of Science 136/2017 – The epithelial-mesenchymal transition in tumors of the gastrointestinal tract.
4. **2017-2018** - Sapientia Hungariae Alapitvany – “A Collegium Talentum” programme – contract 6677/2017






5. **2016-2020** - MECS-ANCSI. POC-A1-A1.1.4-E-2015. No 51/2016. ID: P\_37\_674. C-reactive protein therapy for stroke-associated dementia. SAD-CRP
6. **2015-2016** - Biosintex SRL. 11379/2015. Analysis of clinical and paraclinical parameters used for improvement of diagnostic and therapeutical management of patients with coxartrosis.
7. **2013-2016** - PN-II-ID-PCE-2012-4-0133 „Neuroprotection and angiogenesis: new molecular factors and delivery systems with potential therapeutic application”.
8. **2014-2016** - POS 2013. Foundation of the Advanced Research Center in field of Pharmaceutical and Medical Research, at University of Medicine and Pharmacy of Tirgu-Mures, Romania. CCAMF.
9. **2014-2015** - POSDRU/159/1.5/S/136893. Identification of the particularities of hereditary and sporadic diffuse gastric cancer through molecular and immunohistochemical examinations. Mentor.
10. **2014-2015** - Treepharm S.A. 1699/2014. The advantages and disadvantages of the ligasurterm techniques.
11. **2013-2015** - POS-UMFTGM-CC-13-01-V01, 15/2013 – Standardization of multimodal therapy of gastric cancer, correlating the sentinel node status with the surgical technique and HER-2 gene amplification
12. **2012-2016** - PN-II-ID-PCCE-2011-2-0036: Stem cell seeded collagen scaffolds for heart valve replacement; cod PN-II-ID-PCCE-2011-2-0036.
13. **2010-2013** - POSDRU/89/1.5/S/60782
14. **2008-2011** - 136/2008, CNCSIS: Mechanisms of cellular signaling implied in angiogenesis induced by Acute Respiratory Distress Syndrome (ARDS).
15. **2008-2011** - 1173/2009, CNCSIS: Pathogenic mechanisms implied in developing of insuliniresistance appeared in infection with Hepatitis C virus. HEPINS.
16. **2007-2008** - 41 GR/2007, CNCSIS: Evaluation of metastasis from sentinel lymph node of breast carcinomas through interdisciplinary and multicentric studies in order to develop a new staging and new treatment
17. **2007-2008** - CP-I/13.09.2007, ANCS: Standardization of European detection and early diagnosis of cervical carcinoma and premalignant cervical lesions. EUROGYNPATh
18. **2007-2010 - Partenership** between Universities of Medicine and Pharmacy of Targu-Mures and Timisoara, Romania. 41-054/2007, ANCS: Prognostic and therapeutic value of tumoral lymphangiogenesis. Anatomoclinic and experimental study in solid malignant tumors.
19. **2007-2008** - 227/2006, CEEX: Modern methods in diagnosis and research, immunohistochemistry, molecular biology and quality control. MEMODIC.

#### **H.4. EVALUATOR OF NATIONAL GRANTS**

1. **2018-2021** – Romanian National Ministry for Innovation and Scientific Research (ANCS). Funding of Excellency in research, development, and innovation (CDI) - Subprogramme 1.2 – Institutional performance.
2. **2016-2021** – L’Oreal and UNESCO-Romanian branch. Competition for national fellowship “Women in science”.



3. **2019** - Romanian Executive Agency for Higher Education, Research, Development and Innovation (UEFISCDI). Competition of research collaboration between Romania and France. UEFISCDI PN-III-P3-3.1-PM-RO-FR-2019. Certificate no 25/18.04.2019
4. **2017** – Victor Babes University of Medicine and Pharmacy, Timisoara, Romania. Internal competition for the team grant award. Certificate no 3407/14.03.2017.


#### H. PROFESSIONAL SCIENTIFIC AWARDS (last two years)

1. **2021** – Selected as one of the three best posters - The European Colorectal Congress - Saint Gallen, Switzerland – 27 November - 2 of December 2021.
2. **2021- ISI-awarded manuscript** - UEFISCDI PN-III-P1-1.1-PRECISI-2021-58044.
3. **2021 - ISI-awarded manuscript** – UEFISCDI PN-III-P1-1.1-PRECISI-2021-57762.
4. **2021 - ISI-awarded manuscript** – UEFISCDI PN-III-P1-1.1-PRECISI-2021- 58645.
5. **2021 - ISI-awarded manuscript** – UEFISCDI PN-III-P1-1.1-PRECISI-2021-58923.
6. **2021 - ISI-awarded manuscript** - UEFISCDI PN-III-P1-1.1-PRECISI-2021- 59011.

#### I. REVIEWER (present year)

- 2022**
- Cancers. IF 6.639
  - Frontiers in Oncology. IF 6.244
  - Expert Review of Molecular Diagnostics. IF 5.225
  - Frontiers in Medicine. IF 5.023
  - Pathology Research and Practice. IF 3.25
  - Journal of Pain Research. IF 3.13
  - Biomarkers in Medicine. IF 2.851
  - World Journal of Surgical Oncology. IF 2.754
  - The Kaohsiung Journal of Medical Sciences. IF 2.744
  - Journal of Clinical Laboratory Analysis. IF 2.352
  - World Journal of Emergency Medicine. IF 2.266
  - Arab Journal of Gastroenterology. IF 2.076
  - Medicine. Impact factor 1.552
  - Romanian Journal of Laboratory Medicine. IF 1.027
  - Malawi Medical Journal. IF 0.875
  - Clinical Medicine Insights: Case Reports. Indexed in web of science, without IF
  - Cancer Reports. Indexed in web of science (ESCI)
  - Case Reports in Pathology. Indexed in web of science (ESCI)
  - Case Reports in Gastrointestinal Medicine. Indexed in web of science (ESCI)
  - Case Reports in Surgery. Indexed in web of science (ESCI)
  - BMJ Case Reports. Indexed in web of science (ESCI)
  - Clinical Case Reports. Indexed in web of science (ESCI)
  - Precision Medical Sciences. Indexed in web of science (ESCI)
  - Case Reports in Oncological Medicine. Indexed in web of science (ESCI)
  - All Life. Indexed in web of science (ESCI)
  - Case Reports in Genetics. Indexed in Pubmed
  - Case Reports in Obstetrics and Gynecology. Indexed in Pubmed

Date,  
06/17/2022

Signature,   
Prof. Dr. Habil. Simona Gurzu

